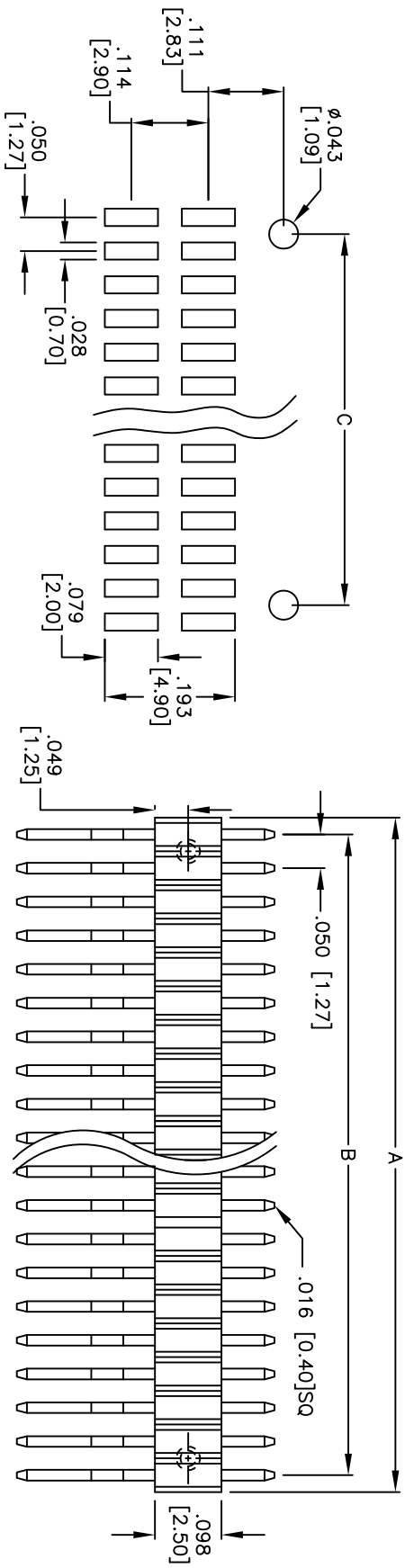
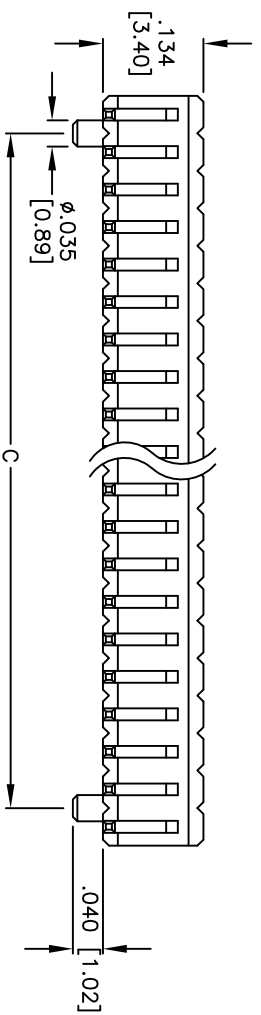
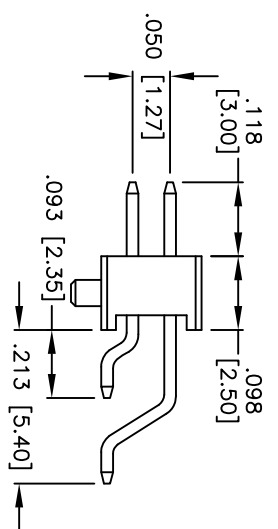


| Rev | AWO # | Description | Date     | Appr |
|-----|-------|-------------|----------|------|
| -   |       | RELEASED    | 12/10/10 |      |

APPROVED: \_\_\_\_\_ TITLE: \_\_\_\_\_  
 DATE: \_\_\_\_\_



RECOMMENDED PCB LAYOUT



Positions: 6 thru 66  
 A = .050 [1.27] x No. of Positions per row  
 B = .050 [1.27] x No. of Spaces  
 C = .050 [1.27] x No. of (Positions-2) per row

**SPECIFICATIONS:**  
**Material:** Insulator: LCP, rated UL 94V-0  
 Insulator color: Black  
 Contacts: Brass  
**Plating:** Gold flash over Nickel underplate overall  
**Electrical:** Current rating: 1 Amps max  
 Contact resistance: 20 mohms max  
 Insulation resistance: 1000 Mohms min  
 Dielectric withstanding voltage: 300 VAC  
**Temperature Rating:** Operating temperature: -40°C to +105°C  
**Environmental:** Lead free, RoHS compliant.  
 Recommended soldering temp: 260°C for 5 sec.



|   |        |  |              |
|---|--------|--|--------------|
| UNLESS OTHERWISE SPECIFIED<br>ALL DIMENSIONS ARE INCHES [MM]<br>TOLERANCES: EXCEPT AS NOTED<br>INCHES |        | TITLE<br>.050 [1.27] DUAL ROW PIN HEADER<br>SMT, GOLD PLATED, W/ PEG |              |
| X   | ± .10  | ØX   | ± .10        |
| .XX   | ± .020 | ØXX  | ± .015       |
| .XXX  | ± .015 | ØXXX   | ± .010       |
| APPROVALS   |        | DATE   |              |
| DRAWN   | AY     | 12/10/10   |              |
| CHECKED   | AH     | 12/10/10   |              |
| APPROVED  |        |  |              |
| SIZE  |        | PART NO.   | REV.         |
| X   |        | HPH2RA-XX-U-SMT-.118-P-HT  |              |
| REF:  |        | SCALE: NTS   | SHEET 1 OF 1 |
| 3   |        | 2  |              |

**ADAM TECH**  
 909 Railway Avenue, Union, NJ 07083  
 Phone: 908-687-5000 Fax: 908-687-5710

6 5 4 3 2 1